

Scaled data based on original data using  
LM-79-08 Approved Method: Electrical and Photometric Measurements of Solid-  
State Lighting Products

Test Report Prepared for  
Cooper Lighting Solutions  
(formerly Eaton)

Brand: McGRAW-EDISON

Report Number: P200377

Luminaire Tested: **GWC-AF-01-LED-E1-T4W-7050-1200**

Issue Date: 3/3/2020

**Test Information**

Test Method: LM-79-08  
Report Number: P200377  
TEST IS SCALED FROM IESNA LM-79-08 TEST DATA (P24147)  
Test Lab: INNOVATION CENTER P2  
Issue Date: 3/3/2020  
Manufacturer: COOPER LIGHTING SOLUTIONS (FORMERLY EATON)  
Product Line: MCGRAW-EDISON  
Catalog Number: GWC-AF-01-LED-E1-T4W-7050-1200  
Description: GALLEON WALL LUMINAIRE  
(1) 70 CRI, 5000K, 1200mA LIGHTSQUARE WITH 16 LEDS EACH AND TYPE IV WIDE OPTICS  
Light Source: -  
Ballast/Driver: ELECTRONIC DRIVER

**Summary**

Lumens per Lamp: N/A  
Luminaire Lumens: 6925 lumens  
Efficiency: N/A  
Efficacy: 103.4 lumens/watt  
Luminous Opening: Rectangular (W 0.5' x L: 0.5' x H: 0')  
IES Classification: Type IV - Short - Semi-Cutoff  
BUG Rating: B1 - U0 - G2

Input Watts (W): 67  
Input Voltage (V): NR  
Input Current (Ain): NR  
Voltage Rise (V): NR  
Power Factor: NR  
Total Harmonic Distortion (THDi): NR  
Frequency (hertz): 60  
Stabilization Time: NR  
Operation Time: NR  
Ambient Temperature (°C): NR  
Test Distance: 25 FT

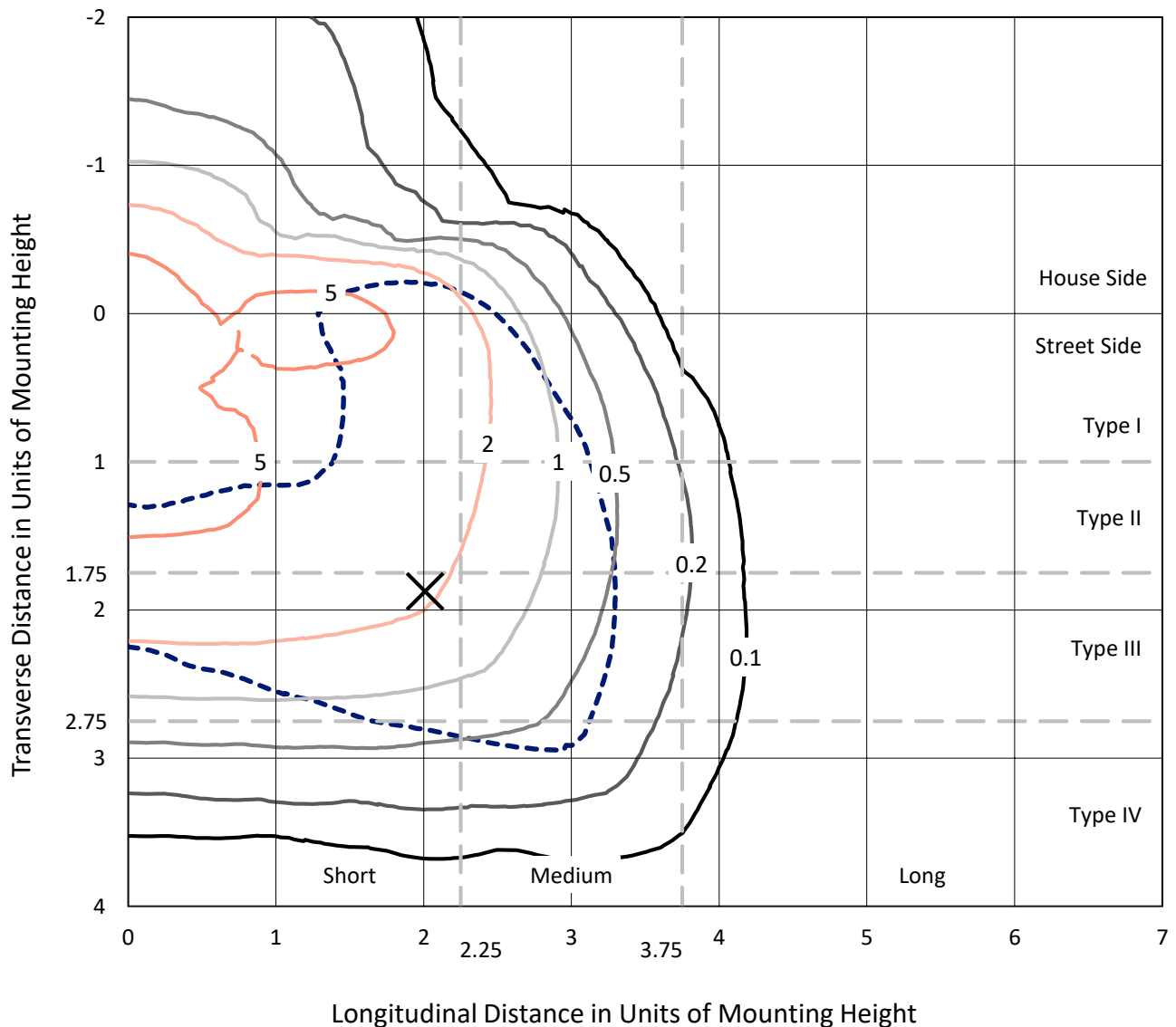


REPORT NUMBER: P200377

CATALOG NUMBER: GWC-AF-01-LED-E1-T4W-7050-1200

### Iso-Footcandle Lines of Horizontal Illumination

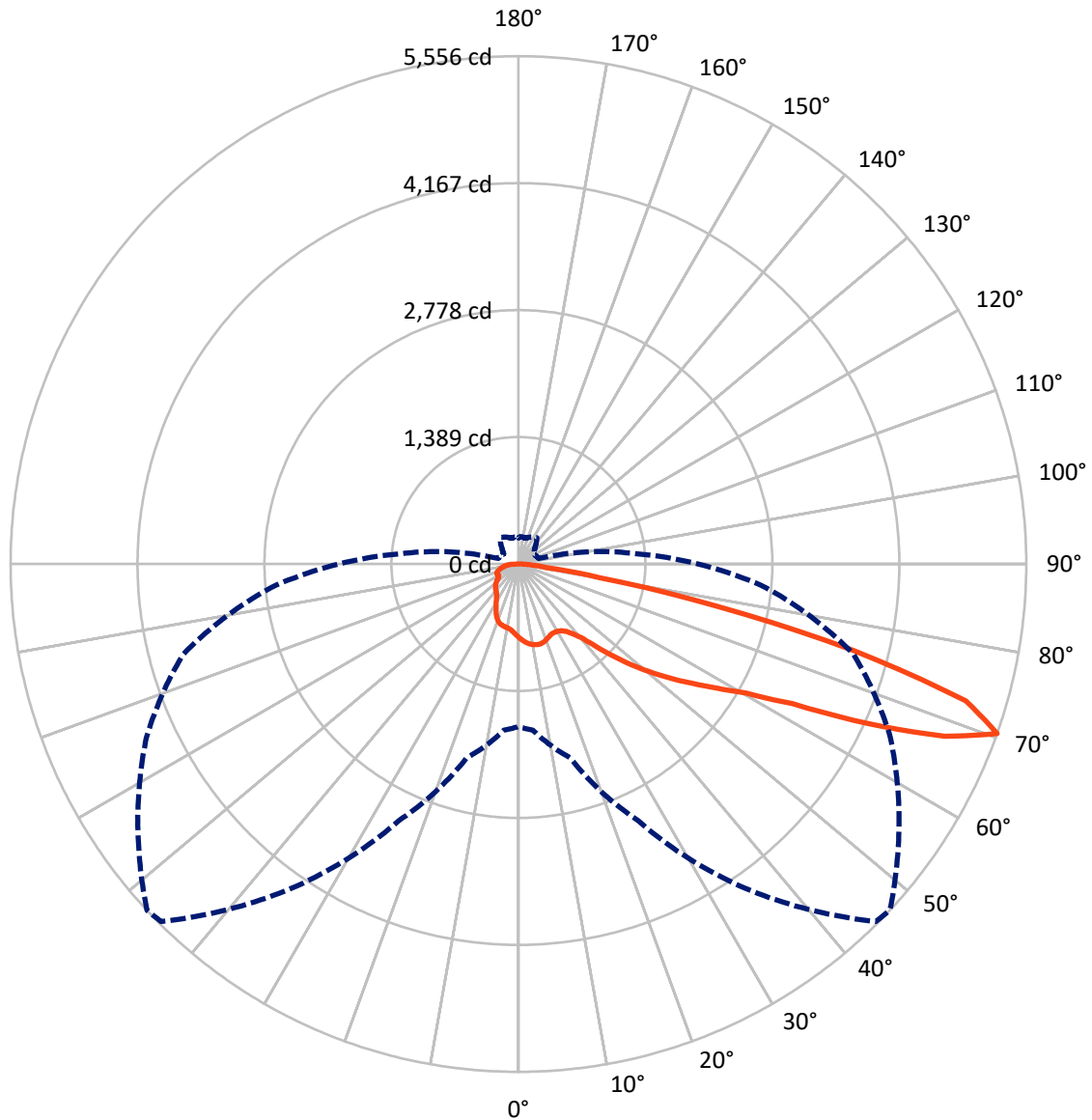
✕ Max cd  
 - - - 1/2 Max cd



Based on 10 foot mounting height. Maximum calculated value = 9.3 fc  
 Type IV - Short - Semi-Cutoff

REPORT NUMBER: P200377  
CATALOG NUMBER: GWC-AF-01-LED-E1-T4W-7050-1200

### Luminous Intensity Polar Plot



— Vertical Plane Through 47-Deg Lateral    - - - Horizontal Cone Through 70-Deg Vertical

REPORT NUMBER: P200377

CATALOG NUMBER: GWC-AF-01-LED-E1-T4W-7050-1200

**FLUX DISTRIBUTION:**

		Downward	Upward	Total
<b>House Side</b>	Lumens	1444.7	0.0	1444.7
	% Fixture	20.9	0.0	20.9
<b>Street Side</b>	Lumens	5480.3	0.0	5480.3
	% Fixture	79.1	0.0	79.1
<b>Total</b>	Lumens	6925.0	0.0	6925.0
	% Fixture	100.0	0.0	100.0

**Coefficient of Utilization**

**ZONAL LUMENS:**

Zone	Lumens	% Fixture
0°-10°	77.0	1.1
10°-20°	225.9	3.3
20°-30°	333.5	4.8
30°-40°	484.8	7.0
40°-50°	872.5	12.6
50°-60°	1511.5	21.8
60°-70°	2157.3	31.2
70°-80°	1107.5	16.0
80°-90°	155.0	2.2
90°-100°	0.0	0.0
100°-110°	0.0	0.0
110°-120°	0.0	0.0
120°-130°	0.0	0.0
130°-140°	0.0	0.0
140°-150°	0.0	0.0
150°-160°	0.0	0.0
160°-170°	0.0	0.0
170°-180°	0.0	0.0
0°-90°	6925.0	100.0
0°-180°	6925.0	100.0



REPORT NUMBER: P200377

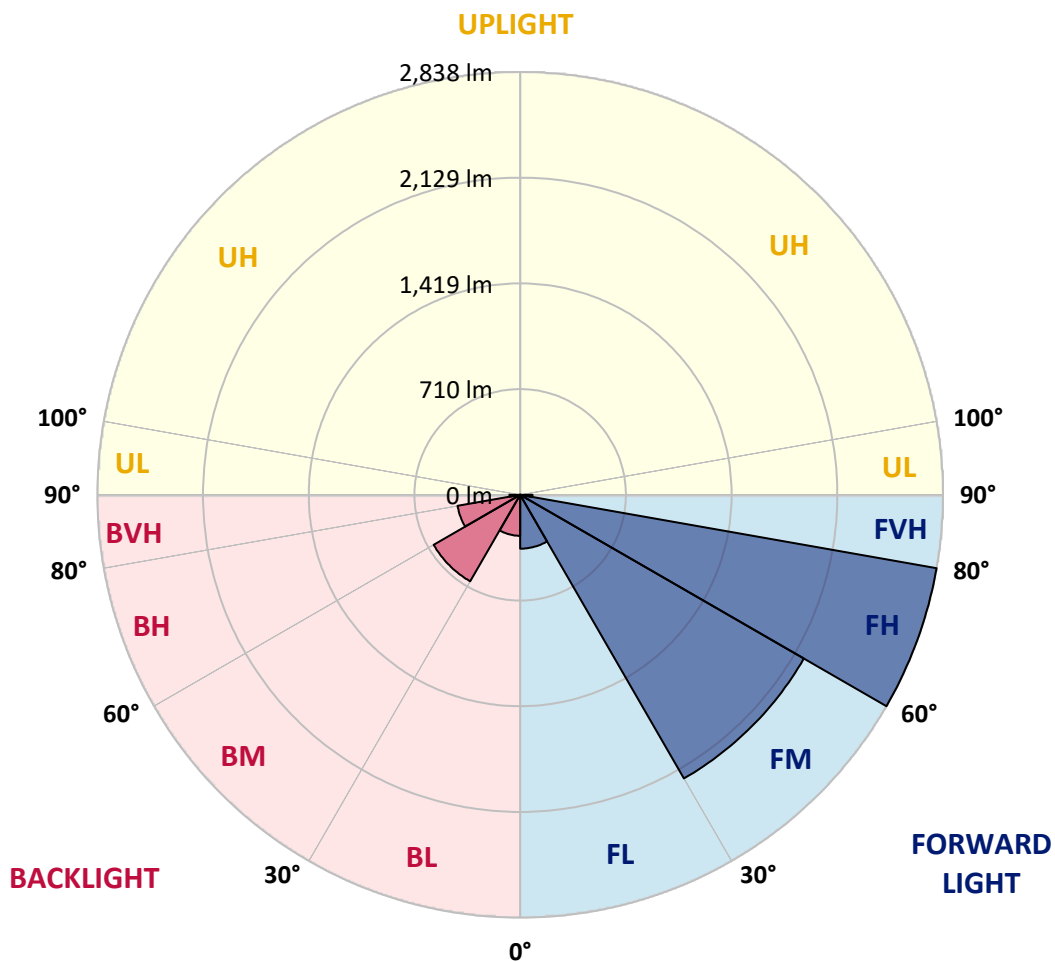
CATALOG NUMBER: GWC-AF-01-LED-E1-T4W-7050-1200

**LUMINAIRE CLASSIFICATION SYSTEM LUMEN TABLE AND BUG RATING:**

Zone		Lumens	% Fixture	Zone Rating/Lumen Limit		
				B	U	G
FL	(0°-30°)	361.3	5.2			
FM	(30°-60°)	2198.2	31.7			
FH	(60°-80°)	2838.1	41.0			G2/5000
FVH	(80°-90°)	82.7	1.2			G1/100
BL	(0°-30°)	275.1	4.0	B1/500		
BM	(30°-60°)	670.6	9.7	B1/1000		
BH	(60°-80°)	426.7	6.2	B1/500		G1/500
BVH	(80°-90°)	72.3	1.0			G1/100
UL	(90°-100°)	0.0	0.0		U0/0	
UH	(100°-180°)	0.0	0.0		U0/0	

**BUG Rating: B1-U0-G2**

Type IV Short





REPORT NUMBER: P200377

CATALOG NUMBER: GWC-AF-01-LED-E1-T4W-7050-1200

**CANDELA DISTRIBUTION (FULL):**

	0°	5°	15°	25°	35°	45°	47°	55°	65°	75°	85°
0°	803.5	803.5	803.5	803.5	803.5	803.5	803.5	803.5	803.5	803.5	803.5
2.5°	850.7	849.0	848.3	847.0	845.3	836.9	835.2	829.1	820.7	811.9	802.8
5°	906.6	906.3	902.6	895.8	885.0	866.5	862.1	847.3	827.4	808.2	789.0
7.5°	955.8	952.8	945.7	932.2	913.3	888.1	882.0	861.5	834.2	807.9	782.0
10°	991.8	990.2	974.7	956.1	931.5	903.6	896.5	873.6	843.6	810.3	777.9
12.5°	1012.4	1009.0	991.2	968.9	939.6	912.3	905.3	882.0	848.3	810.3	772.2
15°	1011.0	1008.7	990.8	966.6	936.9	913.0	906.6	883.4	847.3	806.9	764.8
17.5°	984.1	985.1	969.9	946.0	921.8	903.6	897.8	876.3	840.6	800.1	756.0
20°	936.9	941.6	931.5	910.3	896.8	884.4	880.7	862.5	830.1	790.4	746.6
22.5°	889.8	894.1	890.1	872.2	870.2	862.8	860.8	847.6	821.0	784.3	740.9
25°	855.1	859.1	858.4	842.9	849.0	848.7	847.0	840.6	819.0	784.3	741.9
27.5°	845.6	847.0	845.6	831.5	839.9	846.6	845.3	844.3	825.1	794.1	754.7
30°	878.0	875.9	865.5	836.9	844.6	854.1	852.7	853.4	843.3	819.7	783.3
32.5°	1007.0	997.9	964.9	884.4	863.8	868.9	869.5	880.7	882.4	859.1	827.8
35°	1200.1	1189.9	1147.2	1011.7	923.5	905.9	905.9	922.8	932.9	915.7	896.8
37.5°	1404.6	1393.4	1370.5	1188.3	1048.8	970.3	968.6	980.4	994.9	998.9	1003.6
40°	1637.0	1625.2	1631.6	1386.4	1223.6	1081.8	1057.9	1049.5	1088.5	1114.5	1152.2
42.5°	1891.4	1886.0	1888.3	1607.0	1422.7	1248.6	1214.5	1171.1	1218.2	1264.4	1343.6
45°	2126.9	2131.6	2129.2	1843.2	1644.4	1452.1	1416.0	1331.8	1377.9	1457.1	1586.1
47.5°	2333.1	2313.5	2343.8	2101.3	1892.7	1679.8	1635.3	1522.5	1569.3	1667.0	1885.3
50°	2583.4	2580.7	2536.2	2445.6	2192.9	1908.6	1850.3	1719.6	1792.3	1928.1	2262.3
52.5°	2846.5	2797.6	2756.9	2713.4	2511.3	2143.0	2071.6	1916.0	2054.4	2225.2	2721.8
55°	2900.4	2878.5	2929.0	3002.1	2818.2	2386.6	2303.4	2162.2	2349.6	2564.8	3251.8
57.5°	3015.6	3015.3	3119.7	3250.1	3134.2	2645.0	2561.1	2459.7	2681.4	2954.0	3814.4
60°	3093.5	3115.3	3309.4	3562.4	3444.5	2943.5	2866.4	2803.0	3058.7	3388.9	4338.6
62.5°	3134.2	3163.9	3428.7	3689.1	3883.2	3440.5	3363.3	3272.0	3558.0	3866.0	4645.2
65°	2964.8	3023.0	3410.1	3798.6	4267.2	4246.0	4211.3	4050.9	4182.3	4243.0	4534.4
67.5°	2495.8	2555.4	3006.2	3696.5	4541.5	5022.9	5030.3	4756.4	4566.4	4275.3	3812.4
70°	1778.2	1825.0	2198.0	3099.2	4332.6	5530.6	5555.9	5081.5	4489.9	3791.5	2663.6
72.5°	844.3	872.9	1226.0	2017.0	3438.1	5067.4	5116.2	4666.5	3817.8	2807.1	1453.1
75°	310.3	319.0	414.4	858.1	1994.1	3736.9	3794.5	3345.1	2530.8	1397.5	553.5
77.5°	186.0	191.7	232.5	362.2	784.3	2136.0	2221.2	1819.3	1106.1	520.2	272.2
80°	130.0	134.1	166.8	225.4	370.6	814.0	889.8	742.5	440.7	329.2	198.1
82.5°	87.9	90.0	117.2	152.3	246.3	290.7	313.7	330.2	297.1	244.9	125.7
85°	57.6	59.6	79.5	100.4	156.7	150.3	153.6	194.4	217.0	166.4	69.7
87.5°	33.0	34.4	47.8	53.6	76.8	63.7	64.3	102.4	138.8	112.2	42.4
90°	0.0	0.0	0.0	0.0	0.0	0.0	0.0	0.0	0.0	0.0	0.0



REPORT NUMBER: P200377

CATALOG NUMBER: GWC-AF-01-LED-E1-T4W-7050-1200

**CANDELA DISTRIBUTION (continued):**

	90°	95°	105°	115°	125°	135°	145°	155°	165°	175°	180°
0°	803.5	803.5	803.5	803.5	803.5	803.5	803.5	803.5	803.5	803.5	803.5
2.5°	800.5	796.1	786.3	780.3	774.5	773.2	770.8	770.5	770.2	770.2	769.2
5°	782.6	775.2	760.1	751.6	744.6	743.9	743.5	745.2	745.9	746.6	745.6
7.5°	771.2	761.1	742.2	730.1	721.6	719.6	723.0	730.7	735.8	737.8	736.8
10°	764.1	751.6	729.7	716.6	709.5	708.5	712.9	722.0	732.4	736.5	736.1
12.5°	756.0	741.9	718.6	704.8	700.8	702.8	708.5	716.9	727.7	734.1	734.5
15°	747.9	731.4	707.5	695.4	693.7	696.4	701.8	708.2	716.6	723.0	723.7
17.5°	738.2	721.0	697.1	684.6	683.2	684.6	684.9	688.3	693.7	699.7	701.4
20°	727.7	710.2	685.3	672.8	666.7	661.3	655.3	656.0	657.6	663.7	665.0
22.5°	720.3	702.8	676.2	659.0	642.8	626.6	614.5	612.8	613.5	618.6	620.2
25°	721.0	702.4	673.8	644.2	608.8	582.8	566.7	564.0	563.6	567.3	569.7
27.5°	734.1	715.6	682.6	629.0	571.7	533.3	516.1	514.1	511.4	512.4	515.1
30°	763.4	746.2	703.8	613.5	531.6	484.8	466.9	464.9	461.2	459.5	461.6
32.5°	811.3	797.1	734.8	598.7	491.5	443.4	425.2	420.8	418.4	416.4	418.1
35°	890.8	884.7	776.2	582.5	456.2	411.4	394.9	388.1	384.7	388.5	391.1
37.5°	1015.4	1018.8	830.5	557.2	428.9	390.1	376.3	368.6	363.5	366.6	369.6
40°	1192.0	1194.3	890.4	521.5	405.3	377.7	362.8	355.8	348.7	343.3	343.0
42.5°	1423.8	1399.8	949.4	482.8	378.0	369.9	353.4	344.7	333.9	319.0	316.0
45°	1698.7	1614.8	994.2	438.3	347.3	360.5	343.0	330.8	314.0	297.8	296.1
47.5°	2015.4	1845.6	1016.1	392.2	318.7	346.7	330.2	311.0	289.7	281.7	280.6
50°	2402.1	2119.5	1026.5	347.3	293.8	328.5	311.6	289.1	271.2	269.5	268.5
52.5°	2842.5	2449.0	1029.9	310.6	273.2	304.9	296.5	274.6	260.4	261.8	261.8
55°	3303.3	2789.2	984.1	284.0	254.4	280.6	286.4	268.8	257.1	262.4	264.5
57.5°	3726.5	3090.8	839.9	263.5	236.5	262.1	282.7	274.2	266.2	288.1	289.4
60°	4051.3	3269.0	627.3	244.9	223.4	255.7	292.4	294.8	296.8	349.0	356.1
62.5°	4119.3	3209.7	431.2	230.4	217.3	261.1	310.3	310.6	308.3	344.7	349.0
65°	3807.0	2834.7	313.7	222.4	212.2	270.9	325.4	318.4	302.9	330.5	322.4
67.5°	3023.4	2135.6	261.1	216.3	204.8	270.2	341.6	325.4	299.8	323.8	310.6
70°	1962.5	1291.4	232.5	211.2	196.1	257.4	351.1	324.8	291.1	301.2	285.7
72.5°	957.5	577.5	213.3	203.8	187.0	239.5	350.7	318.7	282.0	281.3	272.9
75°	374.6	264.5	195.7	192.7	171.5	219.3	341.3	310.0	271.2	260.4	257.4
77.5°	219.3	188.7	173.5	176.2	153.0	199.1	327.5	294.8	256.4	243.6	240.2
80°	159.7	141.2	147.9	152.3	130.7	178.9	308.9	276.3	239.9	246.3	241.6
82.5°	102.4	91.0	119.9	124.3	108.8	158.3	288.7	256.7	216.6	196.8	192.0
85°	52.2	57.6	89.3	94.7	83.9	130.0	264.1	230.8	190.4	163.7	166.4
87.5°	29.3	39.4	56.9	63.7	59.3	100.1	214.3	190.4	155.3	126.3	111.2
90°	0.0	0.0	0.0	0.0	0.0	0.0	0.0	0.0	0.0	0.0	0.0

(END OF REPORT)